

PUMP INFORMATION

- Type: Sump Pump(s)
 Grinder Pump(s)
 Non-Clog Pump(s)

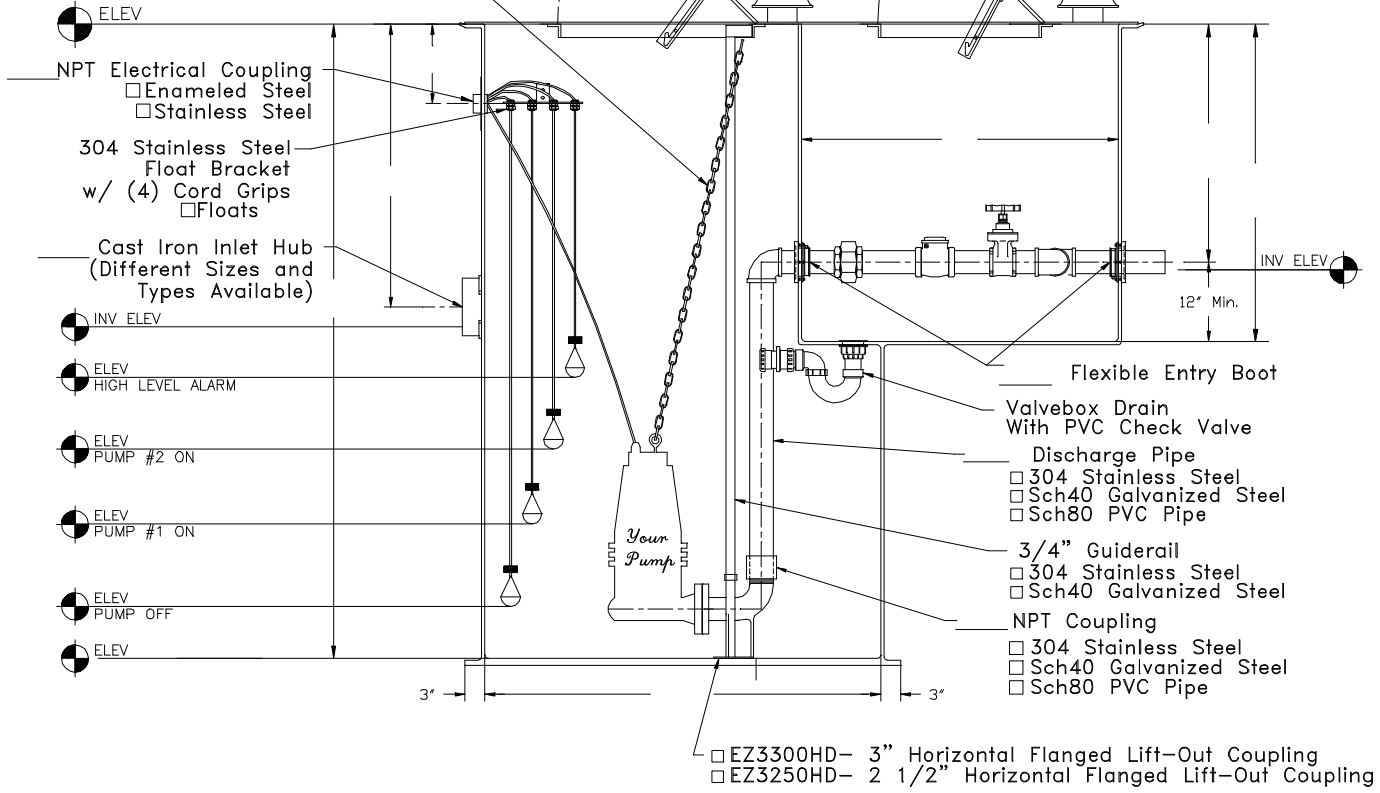
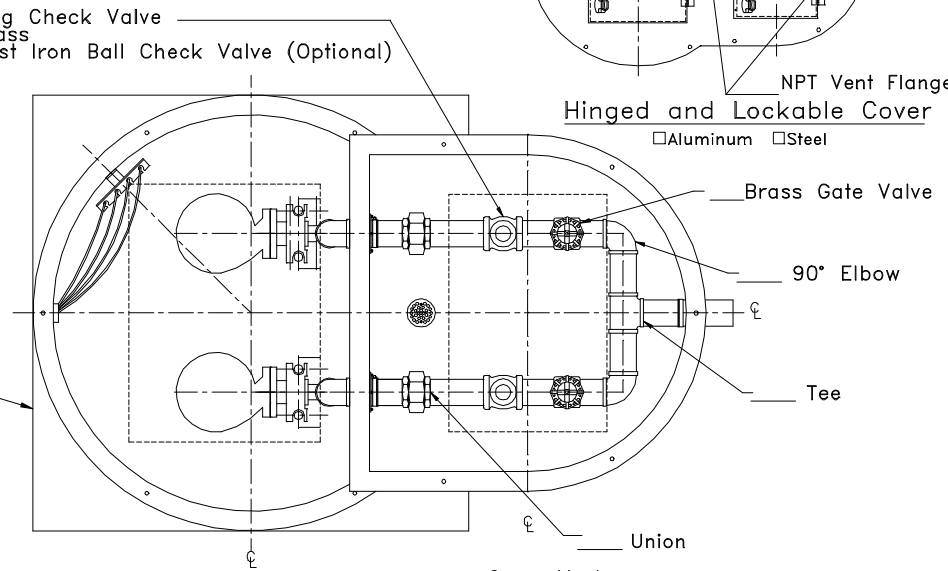
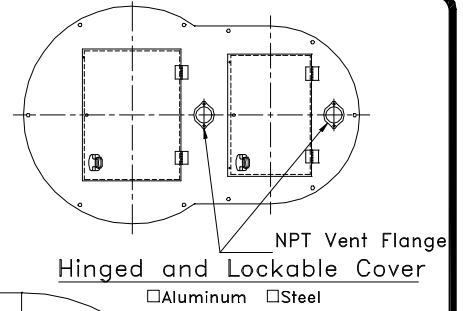
Model NO: _____
 Rating: _____ GPM _____ TDH
 Motor: _____ HP _____ RPM
 Elec: _____ PH _____ HZ _____ v
 Elec: _____ FL AMPS

DISCHARGE PIPE

- 3" 304 Stainless Steel
 3" Sch40 Galvanized Steel
 3" Sch80 PVC Pipe

- Anti-Floatation Flange
 Fiberglass Encapsulated
 ASTM A-36 Square Steel
 Round Fiberglass
 None

- 3/16" Lifting Chain
 304 Stainless Steel
 Galvanized Steel
 * Stainless Steel Cable
 is Available



EZ-Out Prefabricated Fiberglass Lift Station		Scale: None	<small>This print is and contains confidential proprietary information owned exclusively by TOPP INDUSTRIES, INC. It is furnished on a strictly confidential basis. This restriction includes, but is not limited to the condition that this print will not only be used as a record or to identify or inspect parts or for other information purposes and will not be used to manufacture or procure the manufacture of the items shown in this print by any other source than TOPP INDUSTRIES, INC.</small>
Duplex EZ3300HD-EZ3250HD With Flatwall Valvebox		Drawn By: <i>KM</i>	
Highway 25 North P.O. Box 420 Rochester, IN 46975 Phone: 800/354-4534 Fax: 574/223-6106		App'd By: _____ Date: 04/21/03	
Supersedes Prints Prior To: 05/09/03		Reference No: 16799	

Revisions	
A	First Released.